



ProMaster Order Guide

June 2014

Utilimaster Parts Department Dept.
800-237-7806

Contents

<i>Introduction.....</i>	<i>2</i>
<i>Aftermarket Kits.....</i>	<i>2</i>
<i>Bulkhead with Lockable Sliding Door.....</i>	<i>2</i>
<i>Fold-Up Shelving.....</i>	<i>3</i>
<i>Rearview Camera with Windshield Mounted Monitor</i>	<i>3</i>
<i>Raised Cab Headliner.....</i>	<i>4</i>
<i>Rear Shock-Absorbing Bumper</i>	<i>4</i>
<i>Rear Window Closeout Panels</i>	<i>5</i>
<i>LED Cargo Light with Motion Sensor.....</i>	<i>5</i>
<i>71" Rear Grab Handles.....</i>	<i>6</i>
<i>Hazardous Material Placards.....</i>	<i>6</i>
<i>Sidewall Liner Panels.....</i>	<i>7</i>
<i>Rear Door Liner Panels.....</i>	<i>7</i>
<i>Cab Floor Overlay.....</i>	<i>8</i>
<i>Cargo to Cab Floor Transition.....</i>	<i>8</i>
<i>Tie-Down Strap</i>	<i>9</i>
<i>Hand Cart Straps</i>	<i>9</i>
<i>Fire Extinguisher</i>	<i>10</i>
<i>Reflective Triangle Kit</i>	<i>10</i>
<i>Cargo Materials Basket.....</i>	<i>11</i>
<i>Printer Basket.....</i>	<i>11</i>
<i>Bag Holder Basket</i>	<i>11</i>
<i>Document Pouches.....</i>	<i>12</i>

Document Part Number: 03104592-GY14EN

– Revision C –

Introduction

This document provides a list of available kits supplied by Utilimaster Corporation designed for the 2014 RAM ProMaster™ cargo van. Some options and configurations are dependent and/or limited to factory installed options such as wheelbase, high roof, etc.

Aftermarket Kits

Bulkhead with Lockable Sliding Door



A bulkhead between the cab and cargo area provides additional security for the cargo and safety to the occupants.

Available with or without passenger side jumpseat.

NOTE: Federal Motor Carrier Safety Administration (FMCSA) may require the installation of a bulkhead with the installation of cargo shelving.

NOTE: This option is restricted to dealer installation because of the modification of the roof structure.

Standard Bulkhead

Kit 23003573SK

Bulkhead with Jump Seat

Kit 23003497SK

NOTE: Before ordering this bulkhead, ensure that the van has a high roof, a raised cabin headliner, and a cargo floor overlay. This option is restricted to dealer installation because of the modification of the roof structure. Refer to FMVSS Title 49 Chapter 301 to evaluate the need of a Gray Altered Certification Label and Title 49 Chapter 5 to evaluate the need of a Load Carrying Modification Label.

NOTE: For the bulkhead with jump seat option, the van should be ordered without the passenger seat from the factory or the passenger's seat and seat belt restraint system may only be removed by an authorized Chrysler Group LLC technician in order to reprogram the airbag system.

NOTE: Utilimaster bulkhead and raised headliner kits are NOT compatible with the RAM ProMaster factory option AJV.

Fold-Up Shelving



Utilimaster patented fold-up shelving maximizes cargo loading and usage.

Six shelves for 136" wheel base

Kit 23003562-2200SK

Six shelves for 159" wheel base

Kit 23003562-4200SK

Six shelves for 159" WB EXT

Kit 23003562-5200SK

NOTE: Other configurations are available.

NOTE: Federal Motor Carrier Safety Administration (FMCSA) may require the installation of a bulkhead with the installation of cargo shelving.

NOTE: Refer to FMVSS Title 49 Chapter 5 to evaluate the need of a Load Carrying Modification Label.

Rearview Camera with Windshield Mounted Monitor



A 3-1/2" color rearview camera system with audio is first on the list for collision avoidance safety.

Kit 23003559SK

Raised Cab Headliner



Increase cab area clearance.

NOTE: Before ordering this kit, ensure that the van has a high roof.

NOTE: This option is restricted to dealer installation because of the modification of the roof structure. Refer to FMVSS Title 49 Chapter 301 to evaluate the need of a Gray Altered Certification Label.

NOTE: Utilimaster bulkhead and raised headliner kits are NOT compatible with the RAM ProMaster factory option AJV.

NOTE: This kit is NOT applicable to vans with a driver's side sliding cargo door.

Kit 23003558SK

Rear Shock-Absorbing Bumper



This rugged rear shock-absorbing step bumper is now available for the ProMaster. Reduce impact damage and improve step-in height.

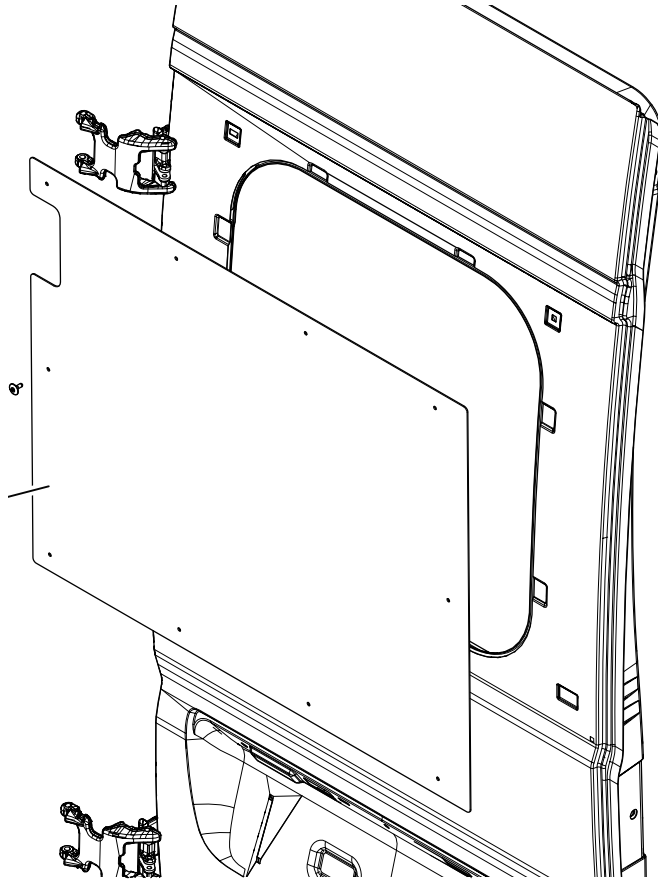
NOTE: Refer to FMVSS Title 49 Chapter 5 to evaluate the need of a Load Carrying Modification Label.

NOTE: Utilimaster rear bumper kits are NOT compatible with the RAM ProMaster factory option XAA.

White Kit 01905433

Black Kit 01905421

Rear Window Closeout Panels



Increase cargo security by replacing the glass in the rear doors with permanent metal panels.

NOTE: This feature requires the removal of the window glass.

WHITE

Kit 23003544SK

LED Cargo Light with Motion Sensor



More light with less voltage draw and the added convenience of not leaving the lights on accidentally.

118" wheel base

Kit 23003505SK

136" wheel base

Kit 23003572SK

159" wheel base

Kit 23003505SK

159" wheel base EXT

Kit 23003505SK

71" Rear Grab Handles



Ensure three-points of contact safety with a set of two floor-to-ceiling grab handles.

NOTE: Before ordering these grab handles, ensure that the van has a floor overlay.

Yellow Kit 23003551-002SK

Black Kit 23003551-001SK

Hazardous Material Placards



Set of four Haz-Mat placards with a an off-set front license plate holder.

Placards include Dangerous Flammable 3, Radioactive 7, Dangerous When Wet 4, Blank, Explosives 1.4, Flammable Gas 2, Non-Flammable Gas 2, Oxidizer 5.1, Toxic 6, and Corrosive 8.

Kit 23003503SK

Front License Plate Holder Only

Kit 23003582SK

Sidewall Liner Panels



Durable aluminum panels to close off the open cavities in the sidewall.

NOTE: Recommended with the fold-up shelving packages.

NOTE: Also consider Door Rear Liner Panels.

Liner for L2 136" wheel base

LH Front	23003599SK
LH Rear	23003606SK
RH Rear	23003607SK

Liner for L4 159" wheel base

LH Front	23003599SK
LH Rear	23003608SK
RH Rear	23003609SK

Liner for L5 159" WB EXT

LH Front	23003599SK
LH Rear	23003597SK
RH Rear	23003598SK

Rear Door Liner Panels



Two aluminum panels to close off the open cavities above the windows in the rear doors.

Kit 23003501SK

Cab Floor Overlay




Flat floor kit with traction strips used when the passenger's seat has been removed.

NOTE: The van should be ordered without the passenger seat from the factory or the passenger's seat and seat belt restraint system may only be removed by an authorized Chrysler Group LLC technician in order to reprogram the airbag system.

Kit 23003555SK

Cargo to Cab Floor Transition



Aluminum treadplate transition from the cargo to the cab area.

Kit 64212134SK

Tie-Down Strap



One red 1" x 5.5 utility strap kit designed to hold a plastic 5-gallon bucket.

Kit 64239592SK

Hand Cart Straps



Mounting angle with rubber S-hook strap for quickly and conveniently securing your hand cart.

NOTE: Designed for use with the Utilimaster shelving.

10" Kit 64239594SK

15" Kit 64239593SK

Fire Extinguisher



2.5# ABC disposable fire extinguisher with bracket to mount behind the driver's seat.

Kit 23003502SK

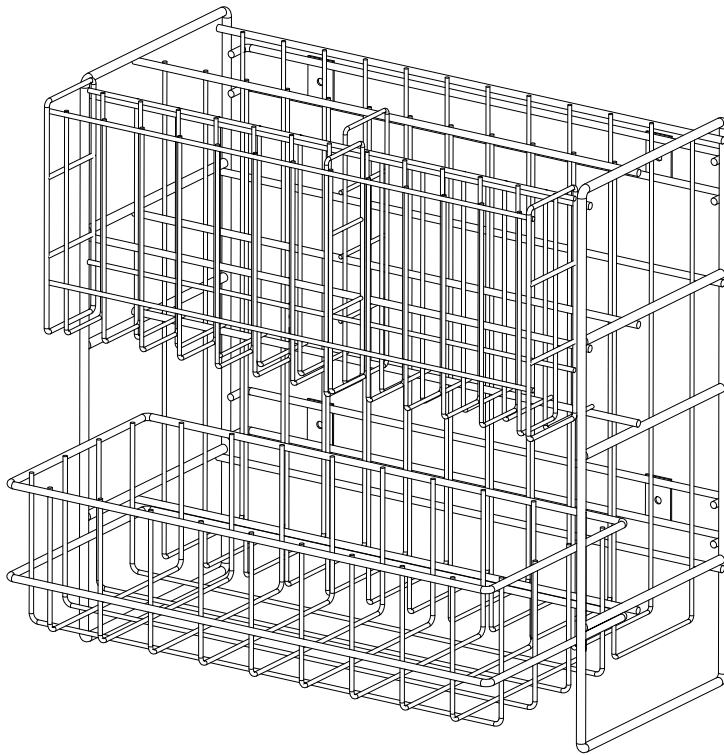
Reflective Triangle Kit



Universal reflective triangle kit with mounting bracket and hardware.

Kit 23003585SK

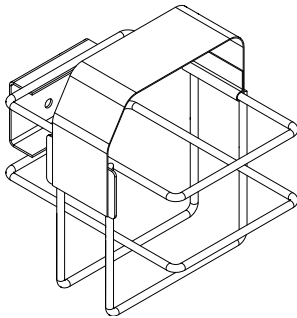
Cargo Materials Basket



Large cargo area printer basket
with mounting hardware.

Kit 23003552SK

Printer Basket



Small cab area printer basket with
mounting hardware.

Kit 23003428SK

Bag Holder Basket

Kit 23003554SK

Document Pouches



Set of three pouches with mounting hardware.

Kit 23003500SK

Revision Control

Document Part Number: 03104592-GY14EN

Revision: C
Revision: B
Revision: A

June 2014
April 2014
April 2014

Important Notices

© 2014, Utilimaster Corp.®

Title: *ProMaster—2014 Order Guide*

Utilimaster Corporation attempts to provide information that is accurate, complete, and useful. All information contained in this manual is based on the latest product information available at the time of publication. However, because of the Utilimaster policy of continual product improvement, Utilimaster reserves the right to amend the information in this document at any time without prior notice.

This material is confidential and the property of Utilimaster. It is shared with your company for the sole purpose of helping you with the operation of the described equipment.

Utilimaster makes no warranty of any kind with regard to this material, including, but not limited to, the implied warranties of merchantability and fitness for a particular purpose. Utilimaster shall not be liable for errors contained herein or for incidental or consequential damages in connection with the furnishing, performance, or use of this material.

Utilimaster expressly disclaims all responsibility and liability for the installation, use, performance, maintenance, and support of third-party products. Customers are advised to make their independent evaluation of such products.

No part of this document may be photocopied, reproduced, or translated to another language without the prior written consent of Utilimaster.

Utilimaster® is a registered trademark of Utilimaster Corporation. All other products or name brands mentioned in this document are trademarks of their respective owners.

Browse our web site www.utilimaster.com for more information about Utilimaster and its products.

Customer Service

800-237-7806

Monday–Friday 8 a.m. to 5 p.m. Eastern Standard Time Zone

Email: parts@utilimaster.com

©Utilimaster Corp., 603 Earthway Blvd., Bristol, Indiana 46507-9182 USA